

Slate — Locating Records

You will need:



Internet connection



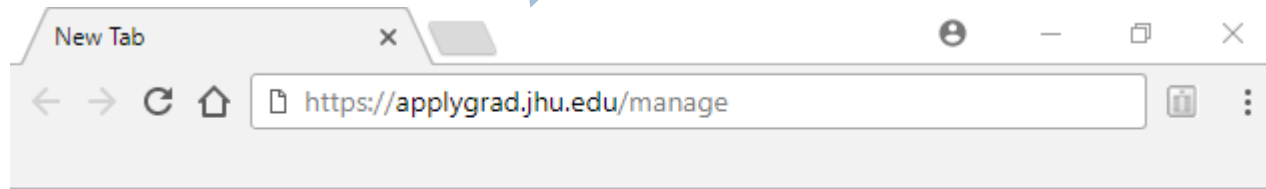
Your JHED ID and password



Web browser: Firefox, Safari or Chrome

1

https://applygrad.jhu.edu/manage




Enter your
JHED credentials

A screenshot of the Johns Hopkins University & Medicine login page. The page features the university's name in a large, serif font at the top. Below the name, it says "Enter your Login ID and Password". There are two input fields: "Login ID" and "Password". A "Login" button is positioned below the password field. At the bottom right, there are links for "First time JHED User?", "Forgot Password", "Login Problems?", and "Frequently Asked Questions". The footer of the page includes the copyright notice "© 2018 Johns Hopkins Institution".


2


Click Records.



Welcome, Ann.

[Details](#) [Supervised Login](#)

 @Technolutions
We're so excited for #SharkWeek that we just keep swimming Round, and Round, and Round. 🐋🐋🐋

 @abbythebluehen
I just got back from a week-long vacation and all these new #Slate features are live... How am I supposed to

 @ZibblesWibbles
I love using #Slate for all my admissions worker needs! Fun and accessible :-) thx @Technolutions

 @zach_kuba
Me before and after using #Slate on this early Monday morning @Technolutions



3

Click Search Database



4

Search for persons or organizations.

The screenshot shows the Slate application interface. At the top, there is a blue header with the 'slate' logo on the left and a user profile 'Ann Shiu Logout' on the right. Below the header is a navigation bar with various icons. The main content area is titled 'Lookup' and features a search bar with the placeholder text 'Search...'. Below the search bar, there are options for 'Partial Match' and 'Matching Rows'. A section labeled 'Add Filter' contains buttons for 'Filter', 'NOT', '(', 'OR', and ')'. On the right side, there is a sidebar with the title 'Lookup' and two links: 'Organizations' and 'Applications by Population'. A 'New Person' button is also visible in the top right of the main content area.

★ Search tips:

- Search by full or partial name OR use the * or % for wildcard searches
- You can do a partial search on any of the following fields:
Name - (example - kk, joh);
Email address (example - @jhu, @gmail.com)
- The list of persons that you query on frequently appear in the Recent section within Records > Search.

The screenshot shows a portion of the 'Records > Search' interface. It features a 'Records' section with a 'Search Database' button. Below this is a 'Recent' section with a list of search results, including 'Adams, Meredith' and '@reynolds'. The interface is partially obscured by a red and blue border.

Alternative Search

Use the Search... bar to lookup people or organizations.

The screenshot shows the Slate website interface. At the top, there is a navigation bar with the 'slate' logo and several icons. A search bar is located in the top right corner, with the text 'Ann Shiu Logout' next to it. A blue arrow points from the text above to the search bar. The search bar contains the text 'eugene' and a dropdown menu is open, showing a list of search results. The results are categorized into 'People' and 'Organizations'. The 'People' section lists 'Chong Qui, Eugene' with a reference number 'ref: 164480304'. The 'Organizations' section lists several schools and organizations, including 'Cole County R-V Eugene, MO', 'Crow High School Eugene, OR', 'Defazio Peter A Eugene, OR', 'Eugene Ashley High School Wilmington, NC', 'Eugene Lang New Schl Lib Arts New York, NY', 'Eugene Vaters Pentecostal Coll St Johns, Canada', 'Gutenberg College Eugene, OR', 'Henry D Sheldon High School Eugene, OR', and 'Homesource Family Charter Eugene, OR'. Below the search bar, there are four social media posts from various users, including '@Technolutions', '@abbythebluehen', and '@ZibblesWibbles'. At the bottom left, there is a footer that reads 'Technolutions Slate (Johns Hopkins University Graduate Admissions)'.