

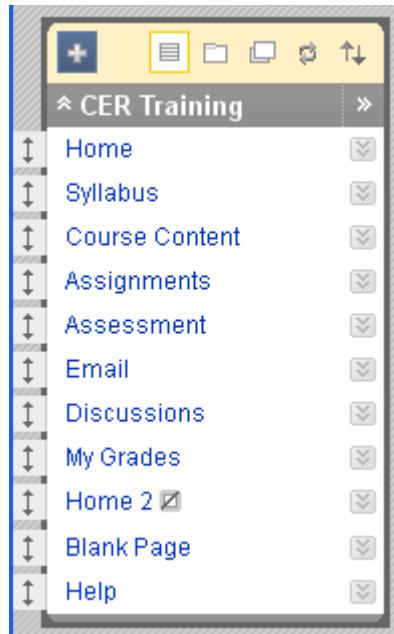
Upgrade to Blackboard coming in December 2012

On December 26th, 2012, Blackboard will be unavailable to all users from 8am-8pm as service packs 8 and 9 are installed on the servers. Several new features, enhancements, and bug fixes will be included in this upgrade.

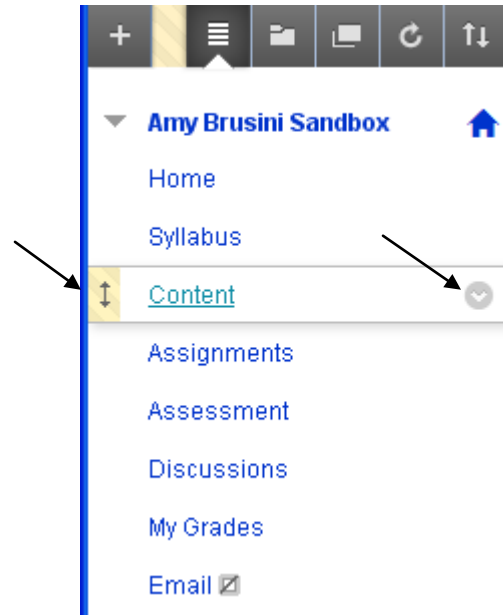
- **Changes to user interface**

- Rollover Editing – Editing icons will appear only when the mouse hovers over certain areas of the screen.

Old version:

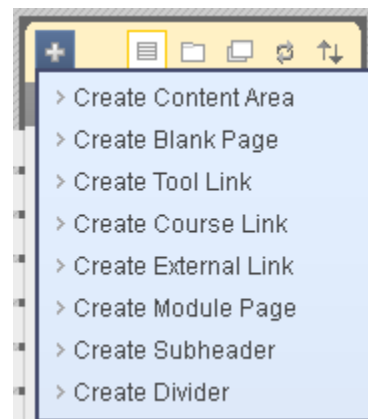


New version:

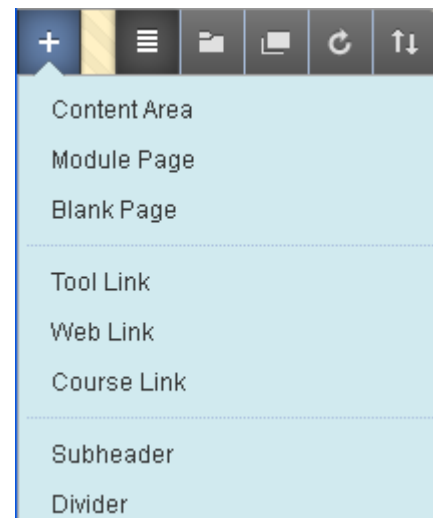


- Menu item differences – Slight changes in naming and graphics, but no change in functionality.

Old version:

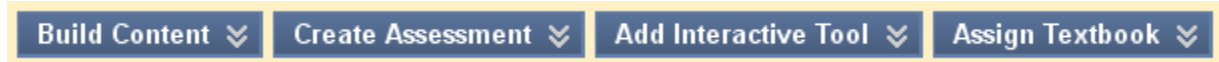


New version:



- Dropdown titles in Content Areas

Old version:

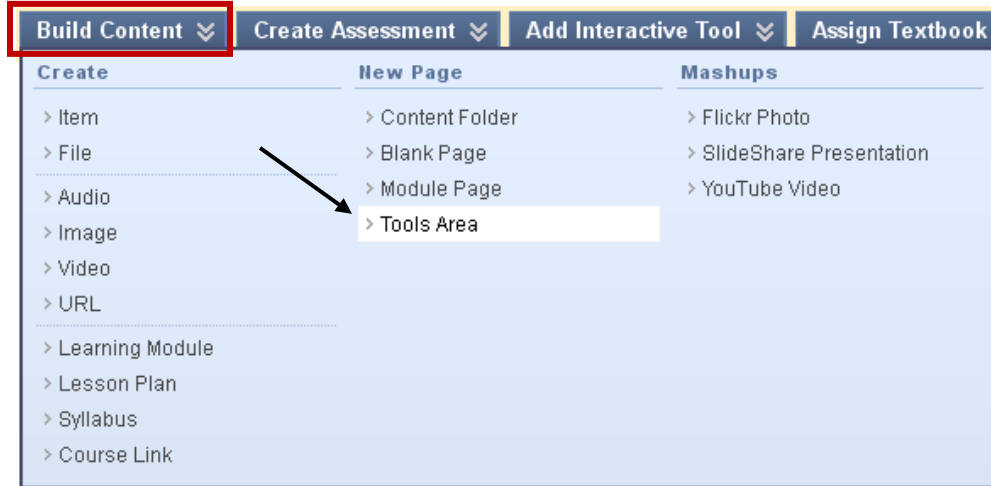


New Version:

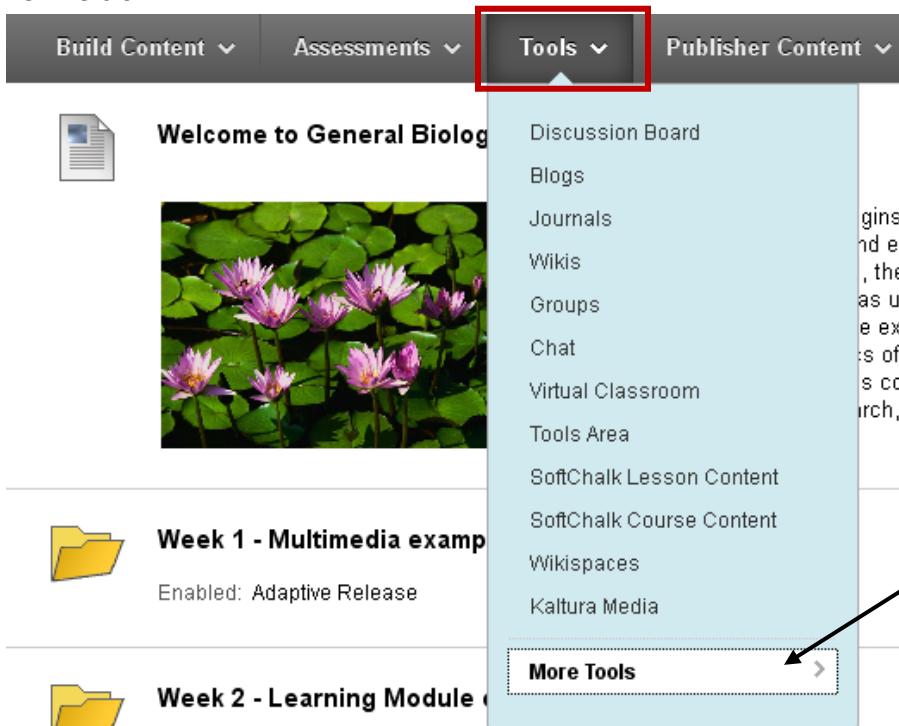


- 'Tools Area' link moved from Build Content to Tools dropdown.

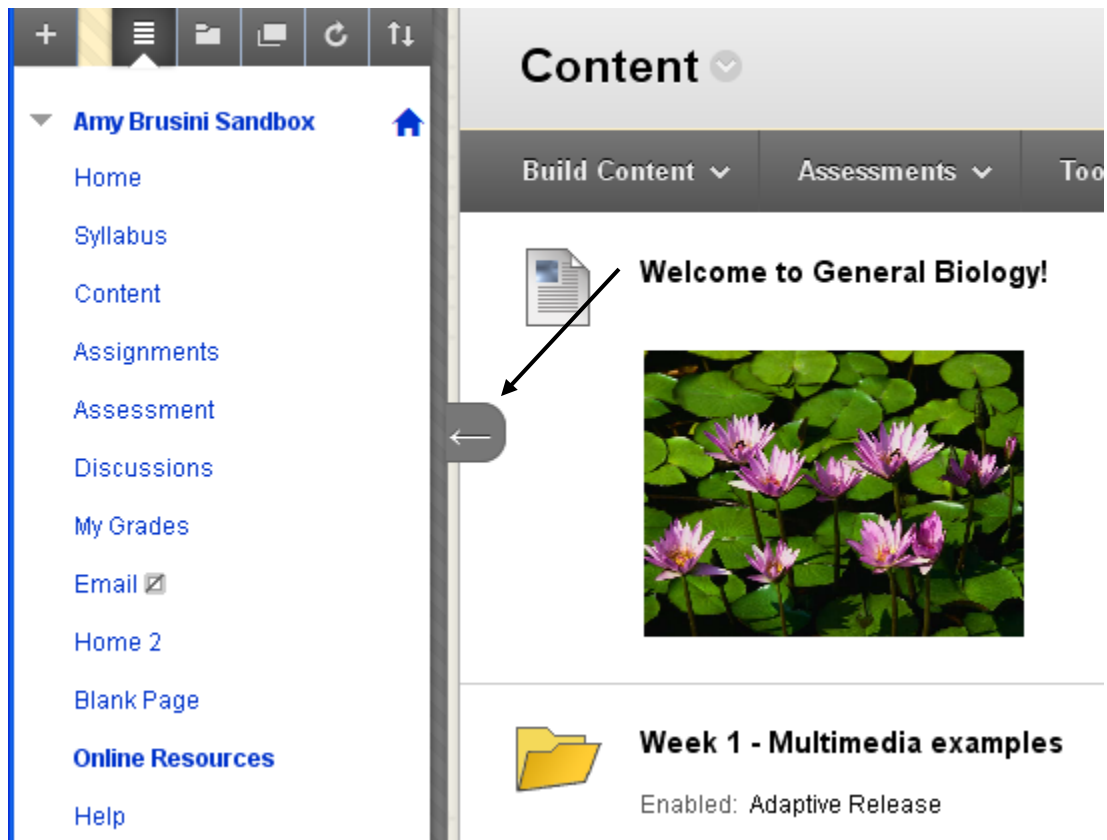
Old version:



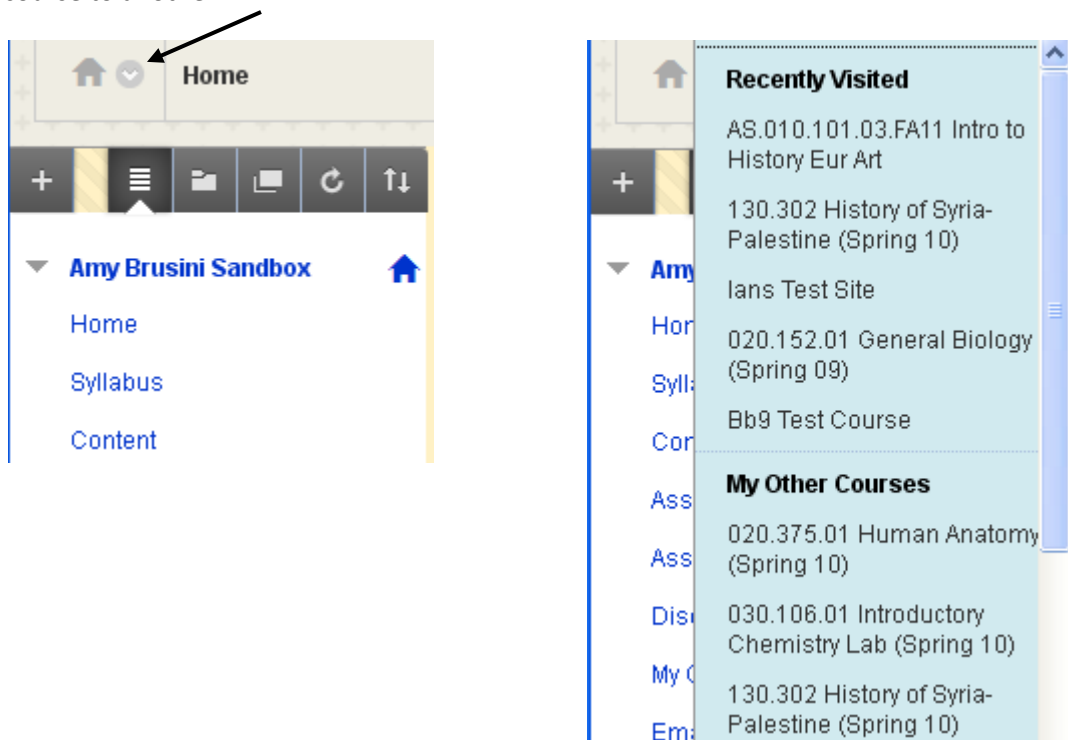
New version:



- **Collapse course menu behavior** – If the course menu is collapsed, it will return to its default position of being ‘visible’ the next time the user logs into the course.



- **Task-based navigation** – Use the new course-to-course dropdown to easily navigate from one course to another.



- Automated regrading of assessments** - Instructors will have greater flexibility in editing test questions during the open period of a test. It will now be possible to drop a question, give full credit, change point value, or change the correct answer. After updates are made, Blackboard will recalculate the score of all submitted assessments that included the updated question.

Update Points: Extra Credit Full Credit

Changing the points possible will trigger a regrading of existing attempts, impacting existing grades. Do you want to continue?

- Negative scoring** - Instructors will be able to use negative point values for incorrect answers when grading multiple choice, multiple answer, and matching questions.

Answer B.

Normal 3 Arial **B** *I* U abc x_2 x^2 | [List Icons]

[Rich Text Editor Area]

Path: body

 Partial Credit %

→ Indicate percentage of points possible that should be assigned when this option is chosen. A negative percentage in this field will reduce the student's overall grade for the test in which this question is used.

- New course reports options** - Activity reports such as 'Course Activity Overview' and 'Student Overview for Single Course' will be available to track student usage. These reports are found in the Control Panel > Evaluation > Course Reports.



Course Activity Overview

Course Activity Overview displays overall activity within a single course, sorted by student and date. Data includes the total and average time spent per user and the total amount of activity the user had in the course.
 > **Last Run:** Friday, November 9, 2012 4:00:00 PM EST



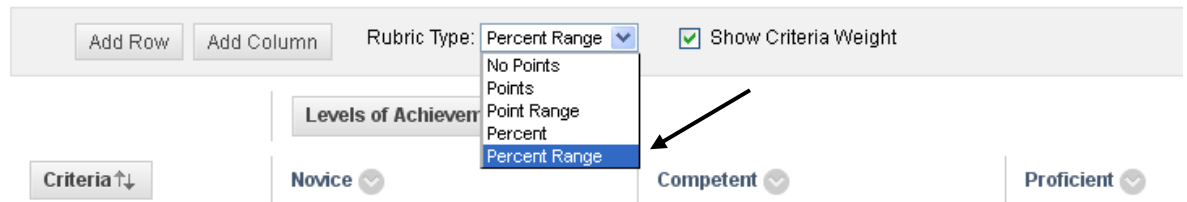
Student Overview for Single Course

Student Overview for Single Course displays an individual student's activity within a course, sorted by date. Data includes the total overall time the student spent in the course as well as detailed information about the student's activity, such as which items and Content Areas the student accessed and the time spent on each.
 > **Last Run:** Monday, November 12, 2012 1:38:03 PM EST

- **Rubrics include percentage range** - It will be possible to use percentage ranges in addition to already existing point ranges when creating Blackboard rubrics.

2. Rubric Detail

The Rubric Grid lists **Criteria** (rows) for measuring **Levels of Achievement** (columns)



The screenshot displays the Blackboard Rubric Detail interface. At the top, there are buttons for "Add Row" and "Add Column". To the right, the "Rubric Type:" dropdown menu is open, showing options: "No Points", "Points", "Point Range", "Percent", and "Percent Range". The "Percent Range" option is highlighted in blue, and a black arrow points to it from the right. To the right of the dropdown menu is a checked checkbox labeled "Show Criteria Weight". Below the top bar, there is a "Criteria" dropdown menu on the left and "Levels of Achievement" columns on the right. The "Levels of Achievement" columns are labeled "Novice", "Competent", and "Proficient", each with a dropdown arrow.